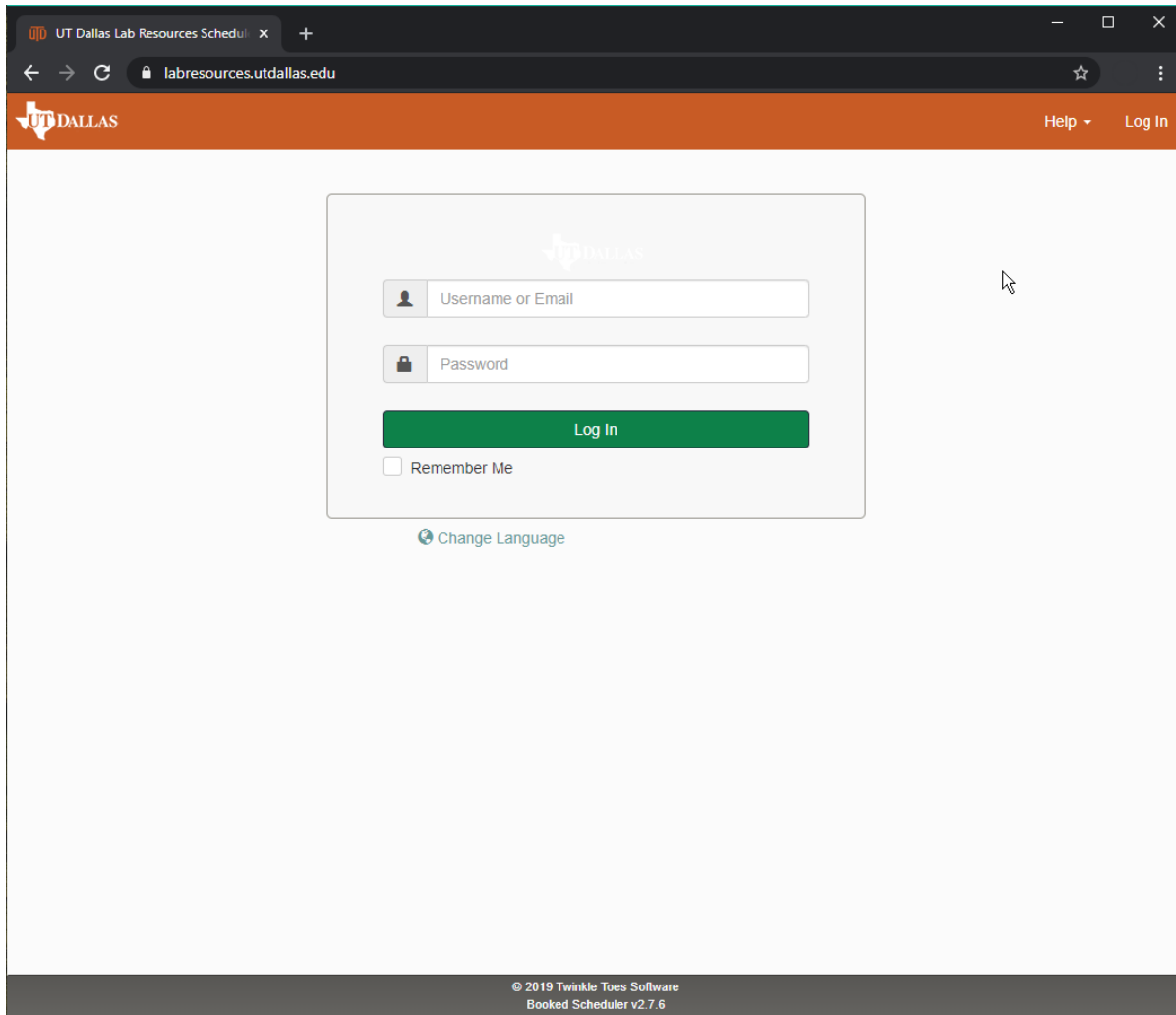


How to Reserve Campus Time

Access

Log-into [Lab Resources Scheduler](#) using your NetID and password. Researchers will only be able to see the availability of Resources (Campus Time) they have been granted permission to reserve.



The screenshot shows a web browser window with the URL labresources.utdallas.edu. The page features the UT Dallas logo in the top left and navigation links for "Help" and "Log In" in the top right. The main content area contains a login form with the following elements:

- UT Dallas logo
- Input field for "Username or Email" with a person icon
- Input field for "Password" with a lock icon
- Green "Log In" button
- Checkbox for "Remember Me"
- Link for "Change Language" with a globe icon

At the bottom of the page, there is a footer with the text: © 2019 Twinkle Toes Software, Booked Scheduler v2.7.6

Book a Reservation

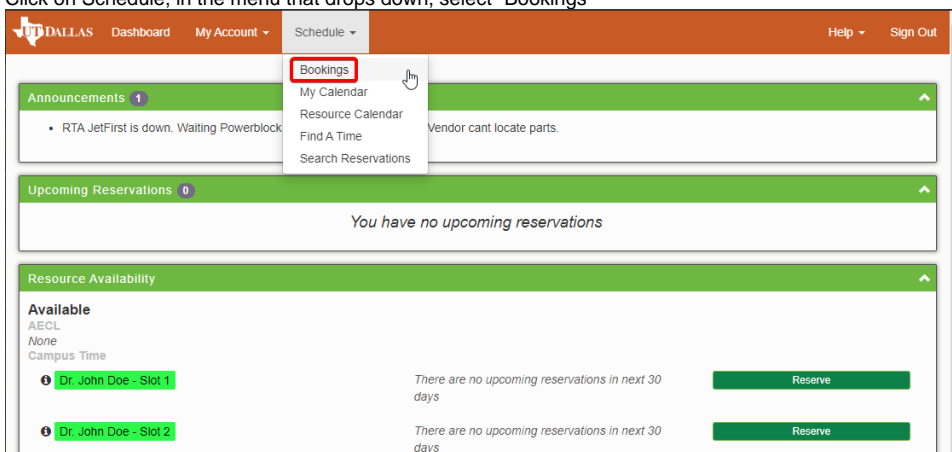
Although there are several ways to book a reservation, we recommend using Bookings or Resource Calendar.

Reservation Rules

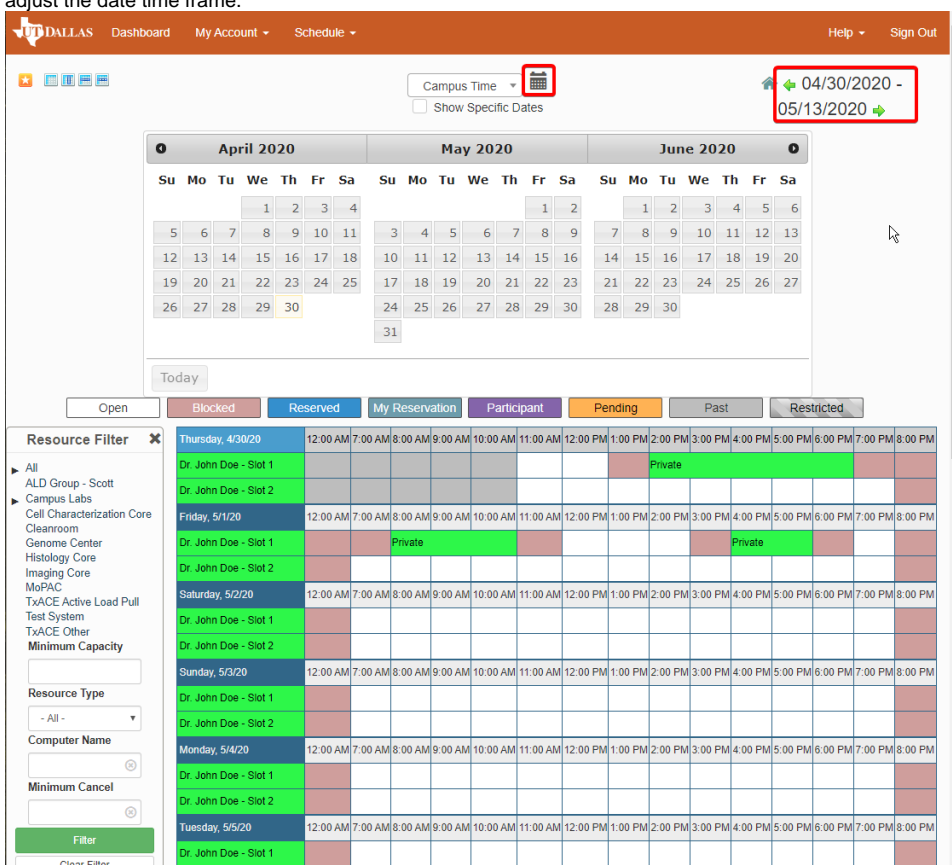
- Check-in & check-out is required through the scheduling system.
- In adherence to social distancing, there is a 30 minute buffer that is automatically added between reservations.
- Reservations must be booked at least 30 minutes in advance.
- Campus Time can be reserved from 8:00 AM - 6:00 PM, including weekends.
- **You may check-in for a reservation up to 15 minutes before the reservation starts and check-out up to 30 minutes after the reservation ends.**

Bookings

1. Click on Schedule, in the menu that drops down, select "Bookings"



2. This view is akin to a gantt chart; you can see the resource schedule for both PI slots. Click on the calendar icon, or the green arrows, to adjust the date time frame.



3. Click on a time slot and fill out the reservation form. Note that you can click and drag to select a longer period of time.

The screenshot shows the RTA Dallas reservation system interface. At the top, there is a navigation bar with 'DALLAS', 'Dashboard', 'My Account', 'Schedule', 'Help', and 'Sign Out'. Below the navigation bar, there are three main sections:

- Announcements:** A green header with a count of 1. Below it, a message states: "RTA JetFirst is down. Waiting Powerblock repair. ETA 4 weeks more. Vendor cant locate parts."
- Upcoming Reservations:** A green header with a count of 1. Below it, a table shows reservations for today, tomorrow, and later in the week. The table has columns for reservation details, dates, and times. One reservation is listed for tomorrow: "Jane Doe - Koss Lab" by "Vanlleyln Garcia" on "Sat, 5/23 8:00 AM" to "Sat, 5/23 11:00 AM" for "Campus Time for R. Gabe Cavazos Lab - Slot 1".
- Resource Availability:** A green header. Below it, a list of resources is shown under the heading "Available". The resources include "Campus Time for Bart Rypma Lab - Slot 2", "Campus Time for Heng Du Lab - Slot 1", "Campus Time for Heng Du Lab - Slot 4", and "Campus Time for R. Gabe Cavazos Lab - Slot 2". Each resource has a status (e.g., "Available Until Fri, 6/05 8:00 AM") and a "Reserve" button. The "Campus Time for R. Gabe Cavazos Lab - Slot 2" resource is highlighted in green.

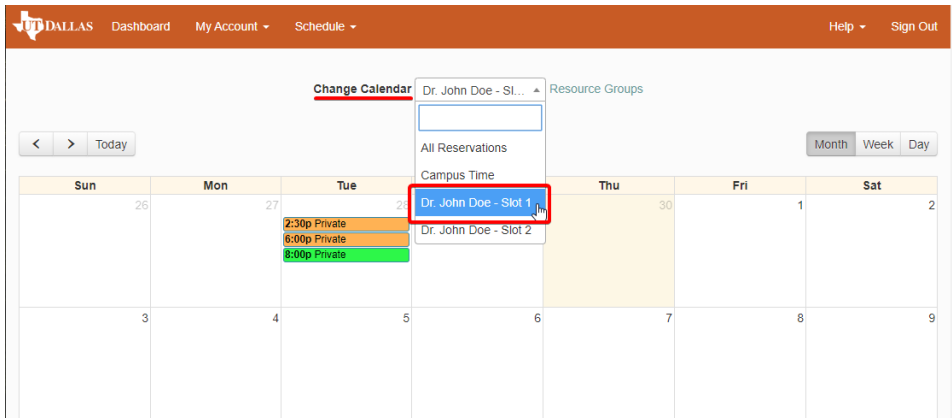
Resource Calendar

1. In the top navigation bar, click on 'Schedule', in the menu that drops down, select 'Resource Calendar'

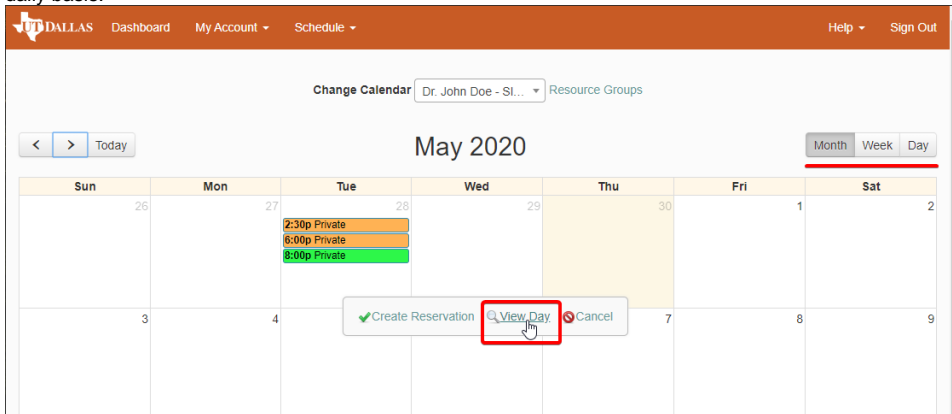
The screenshot shows the RTA Dallas reservation system interface with the 'Schedule' dropdown menu open. The navigation bar at the top includes 'DALLAS', 'Dashboard', 'My Account', 'Schedule', 'Help', and 'Sign Out'. The 'Schedule' dropdown menu is open, showing options: 'Bookings', 'My Calendar', 'Resource Calendar' (highlighted with a red box), 'Find A Time', and 'Search Reservations'. Below the dropdown menu, the main content area shows:

- Announcements:** A green header with a count of 1. Below it, a message states: "RTA JetFirst is down. Waiting Powerblock repair. Vendor cant locate parts."
- Upcoming Reservations:** A green header with a count of 0. Below it, the text "You have no upcoming reservations" is displayed.
- Resource Availability:** A green header. Below it, a list of resources is shown under the heading "Available". The resources include "Dr. John Doe - Slot 1" and "Dr. John Doe - Slot 2". Each resource has a status (e.g., "There are no upcoming reservations in next 30 days") and a "Reserve" button. The "Dr. John Doe - Slot 1" resource is highlighted in green.

2. Under the Change Calendar drop-down menu, select the Resource you would like to view the calendar of. In our example, we've selected the Resource 'Dr. John Doe - Slot 1'.



3. Click a day on the calendar, and select 'View Day'. Note that in the top right, you can toggle the view to see dates on a monthly, weekly, and daily basis.



4. View Day will show the resource schedule for that day. Choose a time slot and fill the reservation form. Note that the form shown below is only a representation of the form you will fill.

UT DALLAS Dashboard My Account Schedule Help Sign Out

Announcements 1

- RTA JetFirst is down. Waiting Powerblock repair. ETA 4 weeks more..Vendor cant locate parts.

Upcoming Reservations 3

Today (0)

Tomorrow (1)

Jane Doe - Koss Lab	Vanllelyn Garcia	Sat, 5/23 8:00 AM	Sat, 5/23 11:00 AM	Campus Time for R. Gabe Cavazos Lab - Slot 1
---------------------	------------------	-------------------	--------------------	--

Later This Week (0)

Next Week (2)

Jane Doe - Koss Lab	Vanllelyn Garcia	Sun, 5/24 9:30 AM	Sun, 5/24 1:00 PM	Campus Time for R. Gabe Cavazos Lab - Slot 2
Jane Doe - Koss Lab	Vanllelyn Garcia	Tue, 5/26 9:30 AM	Tue, 5/26 1:00 PM	Campus Time for R. Gabe Cavazos Lab - Slot 1

Resource Availability

Available

AECL
None
Campus Time

- Campus Time for Bart Rypma Lab - Slot 2 *There are no upcoming reservations in next 30 days* [Reserve](#)
- Campus Time for Heng Du Lab - Slot 1 *There are no upcoming reservations in next 30 days* [Reserve](#)
- Campus Time for Heng Du Lab - Slot 4 *There are no upcoming reservations in next 30 days* [Reserve](#)
- Campus Time for R. Gabe Cavazos Lab - Slot 1** Available Until Sat, 5/23 8:00 AM [Reserve](#)
- Campus Time for R. Gabe Cavazos Lab - Slot 2** Available Until Sun, 5/24 9:30 AM [Reserve](#)

Cleanroom
None
FACS Core
None
Genome Center
None
Histology Core
None
Imaging Core
None
Mass Spec Core

5. When you click a calendar day, you have the alternative to click 'Create Reservation', which will skip the daily schedule view and instead jump directly to a reservation form.

View Reservations

There are several ways to view reservations.

Dashboard

View upcoming reservations in the dashboard.

UT DALLAS Dashboard My Account Schedule Help Sign Out

Announcements 1

- RTA JetFirst is down. Waiting Powerblock repair. ETA 4 weeks more..Vendor cant locate parts.

Upcoming Reservations 5

Today (0)

Tomorrow (1)

Jane Doe - Koss Lab	Vanllelyn Garcia	Fri, 5/01 10:00 AM	Fri, 5/01 2:00 PM	Dr. John Doe - Slot 2
---------------------	------------------	--------------------	-------------------	-----------------------

Later This Week (2)

Jane Doe - Koss Lab	Vanllelyn Garcia	Sat, 5/02 8:00 AM	Sat, 5/02 12:00 PM	Dr. John Doe - Slot 1
Jane Doe - Koss Lab	Vanllelyn Garcia	Sat, 5/02 1:00 PM	Sat, 5/02 4:00 PM	Dr. John Doe - Slot 2

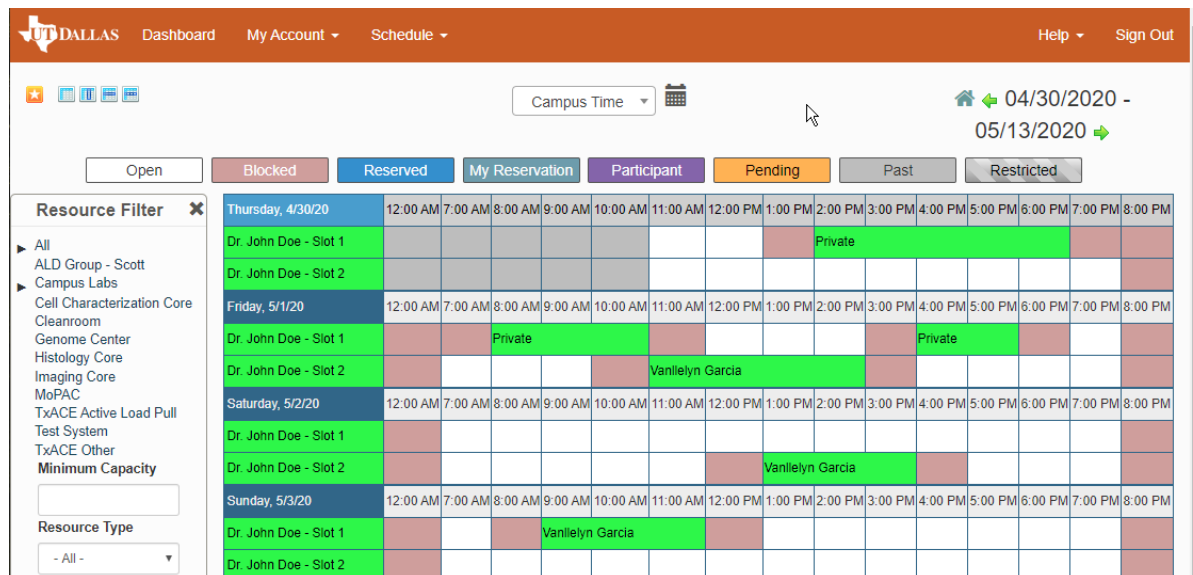
Next Week (2)

Jane Doe - Koss Lab	Vanllelyn Garcia	Sun, 5/03 9:00 AM	Sun, 5/03 12:00 PM	Dr. John Doe - Slot 1
Jane Doe - Koss Lab	Vanllelyn Garcia	Tue, 5/05 10:00 AM	Tue, 5/05 11:00 AM	Dr. John Doe - Slot 1

Resource Availability

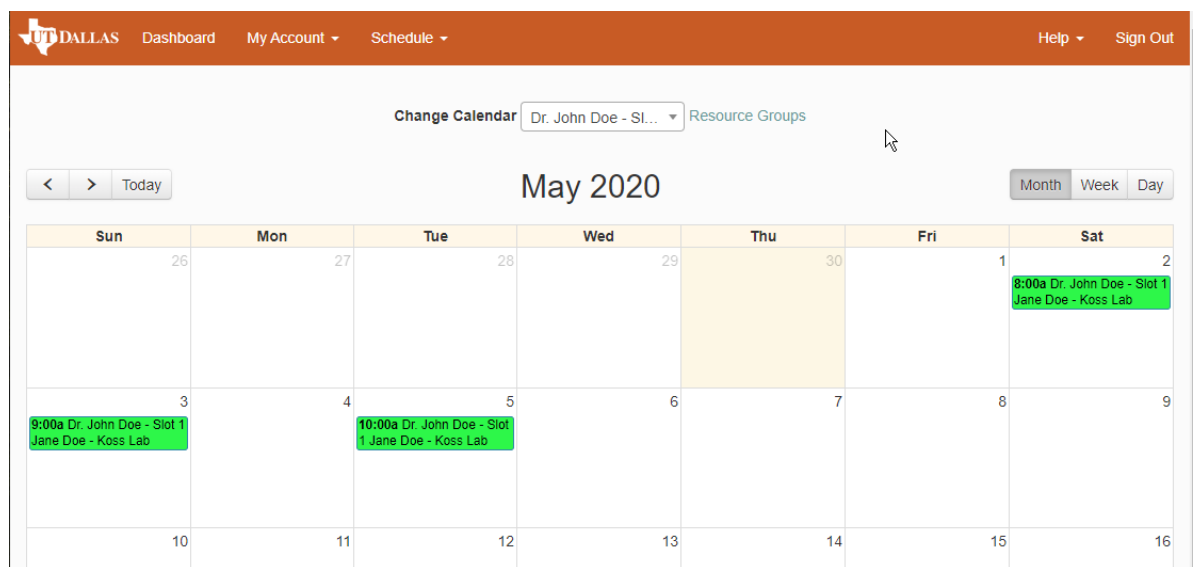
Bookings

View reservation in a gantt chart format through 'Bookings'.



My Calendar

View reservations in a calendar format. In the top right, toggle the view to see dates on a monthly, weekly, and daily basis.



Search Reservations

View your reservations in a list format, similar to the dashboard view, through 'Search Reservations'.

1. In the top navigation bar, click on 'Schedule', in the menu that drops down, select 'Search Resources'
2. At a minimum, to search for you reservations, enter the name of the Resource you have reserved time for. Click the green button 'Search Reservations' to search.
3. A list of all your reservations for that Resource (Campus Time) will appear.

UT DALLAS Dashboard My Account Schedule Help Sign Out

Vanlleyln Garcia (vanlleyln.garcia@utdallas.edu) Resources Schedules

Title Description Reference Number

Today Apr 30 Tomorrow May 01 This Week Date Range Begin - End

Search Reservations

User	Resource	Title	Description	Begin	End	Duration	Reference Number	Created	Last Modified
Vanlleyln Garcia	Dr. John Doe - Slot 2	Jane Doe - Koss Lab	Will conduct analysis.	4/30/20 2:00 PM	4/30/20 2:38 PM	38 minutes	Seab0347bb668016321523	4/30/20 11:56 AM	4/30/20 2:38 PM
Vanlleyln Garcia	Dr. John Doe - Slot 2	Jane Doe - Koss Lab	Will conduct analysis.	5/1/20 10:00 AM	5/1/20 2:00 PM	4 hours	Seab01b455e0a095786740	4/30/20 11:49 AM	4/30/20 2:08 PM
Vanlleyln Garcia	Dr. John Doe - Slot 1	Jane Doe - Koss Lab	Conducting Analysis	5/2/20 8:00 AM	5/2/20 12:00 PM	4 hours	Seab1f1b5e480542936320	4/30/20 1:55 PM	
Vanlleyln Garcia	Dr. John Doe - Slot 2	Jane Doe - Koss Lab	will conduct analysis.	5/2/20 1:00 PM	5/2/20 4:00 PM	3 hours	Seab0216bdaf5115540332	4/30/20 11:51 AM	
Vanlleyln Garcia	Dr. John Doe - Slot 1	Jane Doe - Koss Lab	Will conduct analysis.	5/3/20 9:00 AM	5/3/20 12:00 PM	3 hours	Seab01e2e366e075519270	4/30/20 11:50 AM	
Vanlleyln Garcia	Dr. John Doe - Slot 1	Jane Doe - Koss Lab	Conducting Analysis	5/5/20 10:00 AM	5/5/20 11:00 AM	1 hours	Seab20e71157f548002661	4/30/20 2:03 PM	

Delete a Reservation

1. To delete a reservation, navigate to the reservation details by clicking on the reservation (in whichever reservation view you choose).
2. In the top right, click 'More'. In the drop-down, select 'delete'.

UT DALLAS Dashboard My Account Schedule Help Sign Out

Editing Reservation View Availability Cancel More Update

Vanlleyln Garcia (vanlleyln.garcia@utdallas.edu)

Begin 05/24/2020 9:30 AM End 05/24/2020 1:00 PM
0 days 3 hours 30 minutes

Resources Change Campus Time for R. Gabe Cavazos Lab - Slot 2

Title of reservation Jane Doe - Koss Lab

Description of reservation Conduct Analysis

Reference Number 5ec801a0adda9488562302

Please list any materials that will be required: Disposable masks Please check this box to indicate that you will adhere to all University policies and guidelines, including social distancing, use of protective equipment, and completing daily health checks. *

Send Reminder 15 minutes before the start time 15 minutes before the end time

Cancel More Update

© 2019 Twinkle Toes Software Booked Scheduler v2.7.6

Check-In & Out

Check-in/check-out when you enter/exit a building through the Lab Resources Scheduler.

Check-in

Navigate to the reservation details. In the top right, an orange check-in button will become available once it's time to check-in. Click it to check-in. You will receive an email on the day of your reservation with a link that will take you directly to the reservation. Find the reservation manually by navigation to 'Bookings' or 'My Calendar'.

- The button will appear 15 minutes before the start of the reservation, allowing you to check-in early.
- In the dashboard section of Lab Resources Scheduler, under the section "Upcoming Reservations" you can alternatively check-in by pressing the yellow check-in button.

The screenshot displays the 'Editing Reservation' interface. At the top, there is a navigation bar with 'DALLAS', 'Dashboard', 'My Account', and 'Schedule'. On the right, there are links for 'Help' and 'Sign Out'. Below the navigation bar, the page title 'Editing Reservation' is shown in a green header. To the right of the header are buttons for 'View Availability', 'Cancel', 'More', 'Check In' (highlighted with a red box), and 'Update'. The reservation details include the user 'Vanllelyn Garcia (vanllelyn.garcia@utdallas.edu)', start time '05/22/2020 2:30 PM', and end time '05/22/2020 5:30 PM'. The duration is '0 days 3 hours 0 minutes'. The resource is 'Campus Time for R. Gabe Cavazos Lab - Slot 2'. The title is 'Jane Doe - Koss Lab' and the description is 'Conducting Analysis'. The reference number is '5ec821181dacb839614716'. There is a section for 'Please list any materials that will be required:' with a text input field containing 'N/A'. A checkbox is checked, indicating adherence to university policies. At the bottom, there is a 'Send Reminder' section with two checkboxes and dropdown menus for '15 minutes before the start time' and '15 minutes before the end time'. At the bottom right, there are buttons for 'Cancel', 'More', 'Check In', and 'Update'. The footer contains the text '© 2019 Twinkle Toes Software Booked Scheduler v2.7.6'.

UTDALLAS Dashboard My Account Schedule Help Sign Out

Editing Reservation

Vanilelyn Garcia (vanilelyn.garcia@utdallas.edu)

View Availability Cancel More **Check In** Update

Begin 05/22/2020 2:30 PM End 05/22/2020 5:30 PM

0 days 3 hours 0 minutes

Resources Change **Campus Time for R. Gabe Cava** Accessories Add

Title of reservation
Jane Doe - Koss Lab

Description of reservation
Conducting Analysis

Reference Number 5ec821181dacb839614716

Please list any materials that will be required:
N/A

Please check this box to indicate that you will adhere to all Univeristy policies and guidelines, including social distancing, use of protective equipment, and completing daily health checks *

Check-out

Navigate to the reservation details. In the top right, click on the same button that now reads as 'check-out'.

- **The check-out button will disappear 30 minutes after the reservation has ended. In other words, you will miss the check-out window if you attempt to check-out 30 minutes after the reservation has passed.**
- If you sign-in early, the check-out button will not appear until after the official start of the reservation.
- In the dashboard section of Lab Resources Scheduler, under the section "Upcoming Reservations" you can alternatively check-in by pressing the yellow check-out button.

UT DALLAS Dashboard My Account Schedule Help Sign Out

Editing Reservation

View Availability Cancel More **Check Out** Update

Vanlilyn Garcia (vanlilyn.garcia@utdallas.edu)

Begin 05/22/2020 2:30 PM End 05/22/2020 5:30 PM
0 days 3 hours 0 minutes

Resources Change Campus Time for R. Gabe Cavazos Lab - Slot 2 Accessories Add

Title of reservation
Jane Doe - Koss Lab

Description of reservation
Conducting Analysis

Reference Number 5ec821181dacb839614716

Please list any materials that will be required:
N/A

Please check this box to indicate that you will adhere to all University policies and guidelines; including social distancing, use of protective equipment, and completing daily health checks. *

Send Reminder
 15 minutes before the start time 15 minutes before the end time

Cancel More **Check Out** Update

© 2019 Twinkle Toes Software
Booked Scheduler v2.7.6

UT DALLAS Dashboard My Account Schedule Help Sign Out

Editing Reservation

View Availability Cancel More **Check Out** Update

Vanlilyn Garcia (vanlilyn.garcia@utdallas.edu)

Begin 05/22/2020 2:30 PM End 05/22/2020 5:30 PM
0 days 3 hours 0 minutes

Resources Change Campus Time for R. Gabe Cava Accessories Add


Title of reservation
Jane Doe - Koss Lab

Description of reservation
Conducting Analysis

Reference Number 5ec821181dacb839614716

Please list any materials that will be required:
N/A

Please check this box to indicate that you will adhere to all University policies and guidelines; including social distancing, use of protective equipment, and completing daily health checks. *

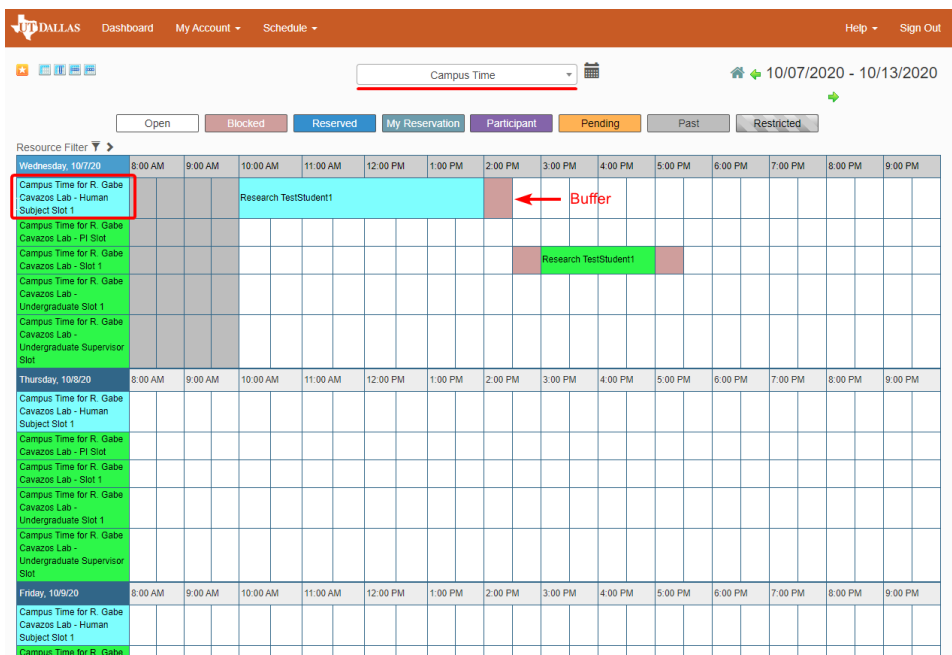

You are checked out

Human Subjects Research

The method of scheduling campus time for human subjects research is similar to how regular campus time slots are scheduled. Once a PI has undergone the process outlined under the Human Subjects dropdown on the main [Return to Campus Research Activities](#) page, and they have chosen how many existing campus time slots they want converted to "Human Subject Slot(s)", the change will be reflected in LRS.

Schedule Campus Time for Human Subjects Research

- Human Subject Slots are cyan.
 - A 30 minute buffer still applies between participants.
 - Only 3 research personnel per lab, given the COVID-19 test restrictions, can visit participants in a given week.
 - For example, let's say a PI has elected 6 personnel to conduct research in-person. Visits with participants begin the week of 10/12 /2020. Only 3 of the elected personnel would be able to see participants that week. If the other 3 personnel need to see participants on the week of 10/19/2020, then they would take the COVID-19 test on Monday the 19th, and the 3 personnel from the previous week (10/12/2020) wouldn't not be allowed to take the test for the week of 10/19/2020 and would have to work with their peers to determine when they should schedule their next COVID-19 test to visit participants. In summary, the elected HSR personnel must coordinate with their peers and PI to determine who will be visiting participants on a given week to comply with the COVID-19 test restrictions.
 - **PIs are responsible for ensuring that only 3 of their lab personnel visit campus on a given week and have taken their COVID-19 test.**
 - Besides following campus guidelines regarding how many people can be in the same place at once, a lab must follow IRB protocol.
1. Choose a time on the "Human Subject Slot (#)" to schedule campus time for human subjects research. See here for more information on how to use the [Lab Resources Scheduler](#).



Schedule COVID-19 Testing Appointment

- **Location(s):** BrainHealth Imaging Center (BPI 1.2C1) & Main Campus (AD 2.216)
- **Hours of Operation:**
 - BrainHealth Imaging Center (BPI 1.2C1) **Monday** 8:00AM-11:00AM and 2:00PM-3:00PM.
 - Main Campus (AD 2.216) **Wednesday** 8:00AM-11:00AM and 2:00PM-3:00PM
- Appointments **must** be scheduled **72 hours in advance**.
 - For example, to schedule a 2:00PM appointment on Monday,10/12/2020, the reservation must be made *before* 2:00PM on Friday, 10/9/2020.
- COVID-19 testing appointments are scheduled in 5 minute increments.

1. To schedule a COVID-19 testing appointment, you must select the schedule "**Campus Time - HSR COVID-19 Testing (AD)**" or "**Campus Time - HSR COVID-19 Testing (BHC)**" in the drop down, as outlined in red on the image below.

UT DALLAS Dashboard My Account Schedule Help Sign Out

Campus Time - HSR COVID-19 Testing 10/07/2020 - 11/06/2020

Open Blocked Reserved My Reservation Participant Pending Past Restricted

Resource Filter

Monday, 10/12/20	8:00 AM	9:00 AM	10:00 AM	2:00 PM	3:00 PM
Campus Time HSR Personnel COVID Testing - CBH		Rese TestS			
Campus Time HSR Personnel COVID Testing - Main Campus					
Monday, 10/19/20	8:00 AM	9:00 AM	10:00 AM	2:00 PM	3:00 PM
Campus Time HSR Personnel COVID Testing - CBH					
Campus Time HSR Personnel COVID Testing - Main Campus					
Monday, 10/26/20	8:00 AM	9:00 AM	10:00 AM	2:00 PM	3:00 PM
Campus Time HSR Personnel COVID Testing - CBH					
Campus Time HSR Personnel COVID Testing - Main Campus					
Monday, 11/2/20	8:00 AM	9:00 AM	10:00 AM	2:00 PM	3:00 PM
Campus Time HSR Personnel COVID Testing - CBH					
Campus Time HSR Personnel COVID Testing - Main Campus					

10/07/2020 - 11/06/2020

2.

3. Complete the reservation details.

UT DALLAS Dashboard My Account Schedule Help Sign Out

New Reservation View Availability Cancel Create

Research TestStudent1 (rts000001@utdallas.edu)

Begin 10/12/2020 10:00 AM End 10/12/2020 10:05 AM

0 days 0 hours 5 minutes

Repeat Does Not Repeat

Resources Change Campus Time HSR Personnel COVID Testing - Main Campus (AD 2:216) Accessories Add

Title of reservation

Description of reservation

Please check this box to indicate that you will adhere to all University policies and guidelines, including social distancing, use of protective equipment, and completing daily health checks *

Send Reminder 15 minutes before the start time 15 minutes before the end time

Cancel Create

© 2019 Twinkle Toes Software Booked Scheduler v2.7.6